

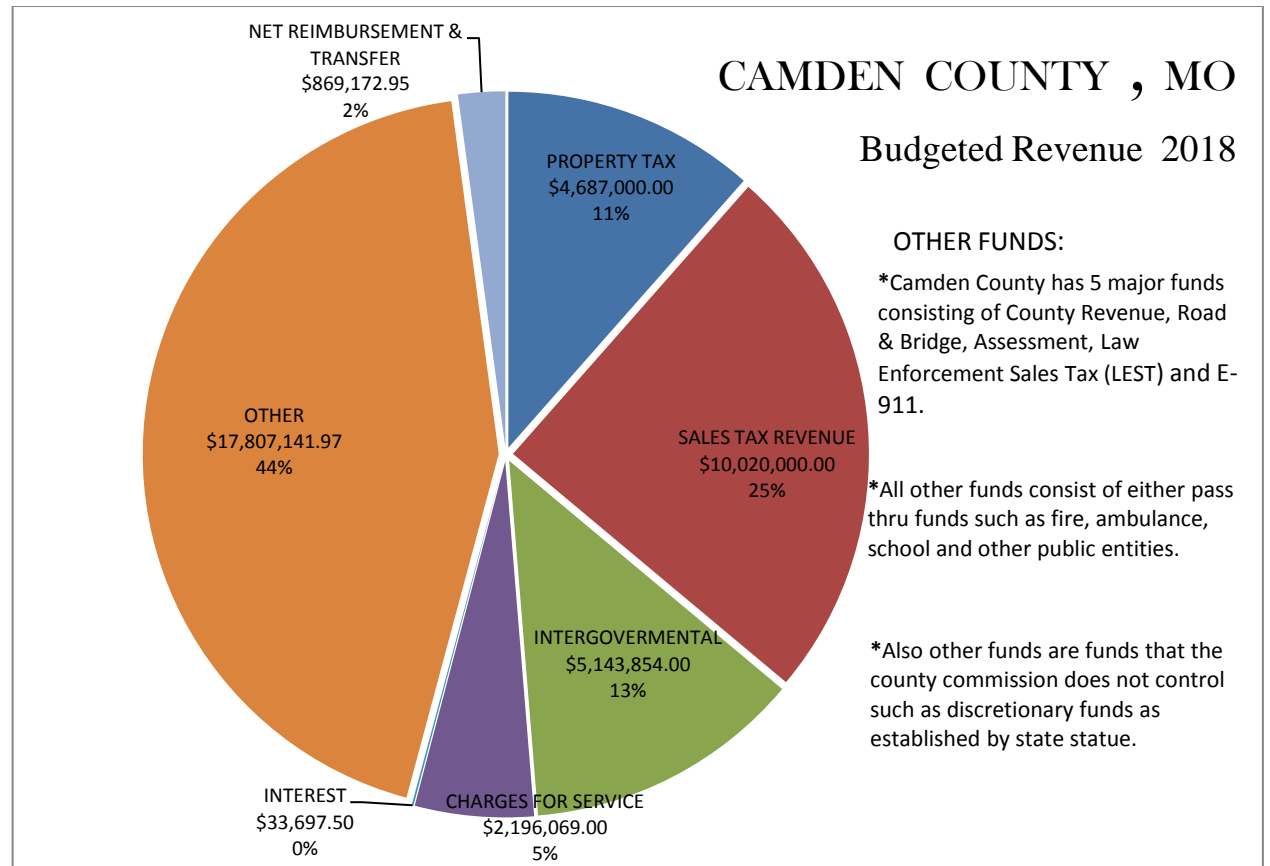
# Where The MONEY Comes From

REVENUE	2018
PROPERTY TAX	\$4,687,000.00
SALES TAX REVENUE	\$10,020,000.00
INTERGOVERNMENTAL	\$5,143,854.00
CHARGES FOR SERVICE	\$2,196,069.00
INTEREST	\$33,697.50
OTHER	\$17,807,141.97
NET REIMBURSEMENT & TRANSFER	\$869,172.95
<b>INCOMING REVENUE</b>	<b>\$40,756,935.42</b>

**SALES TAXES:** County Service is primarily funded with locally-generated sales tax revenues. Sales Tax is for the specific purpose of road and infrastructure, law enforcement services and 911/Emergency Management. Sales tax is inherently more volatile than other sources of revenue.

**CHARGES FOR SERVICES:** The County Commission has limited authority to enact or change County fees because most fees are established by state law. Such fees include real estate recording fees, marriage license fees, court-related fees, and property tax collection fees. Locally-controlled fees include building permit fees, animal control fees and food inspection fees.

**PROPERTY TAXES:** The County is authorized to levy a property tax for general purposes and for road and bridge maintenance. The 2017 property tax rates (per\$100 of assessed valuation) were \$.11 for the General Fund and \$.11 for the Road and Bridge Fund. For Comparison purpose, the 2017 property tax rate (per\$100 of assessed valuation) Camdenton, Macks Creek, Climax Springs and Stoutland were \$2.97, \$3.843, \$2.75 and \$2.75, respectively.



**INTERGOVERNMENTAL REVENUE:** Revenue received from other government consists primarily of state reimbursements are received for jail housing cost, juvenile detention, property assessment and child support enforcement activities. These reimbursements are subject to appropriation at the state level and have been significantly reduced in recent years. The County also receives distributions from the state-wide motor fuel taxes, state motor vehicle sales tax and state motor vehicle licensing fees.

*This information is based on the 2018 Preliminary Budget -12/5/17*

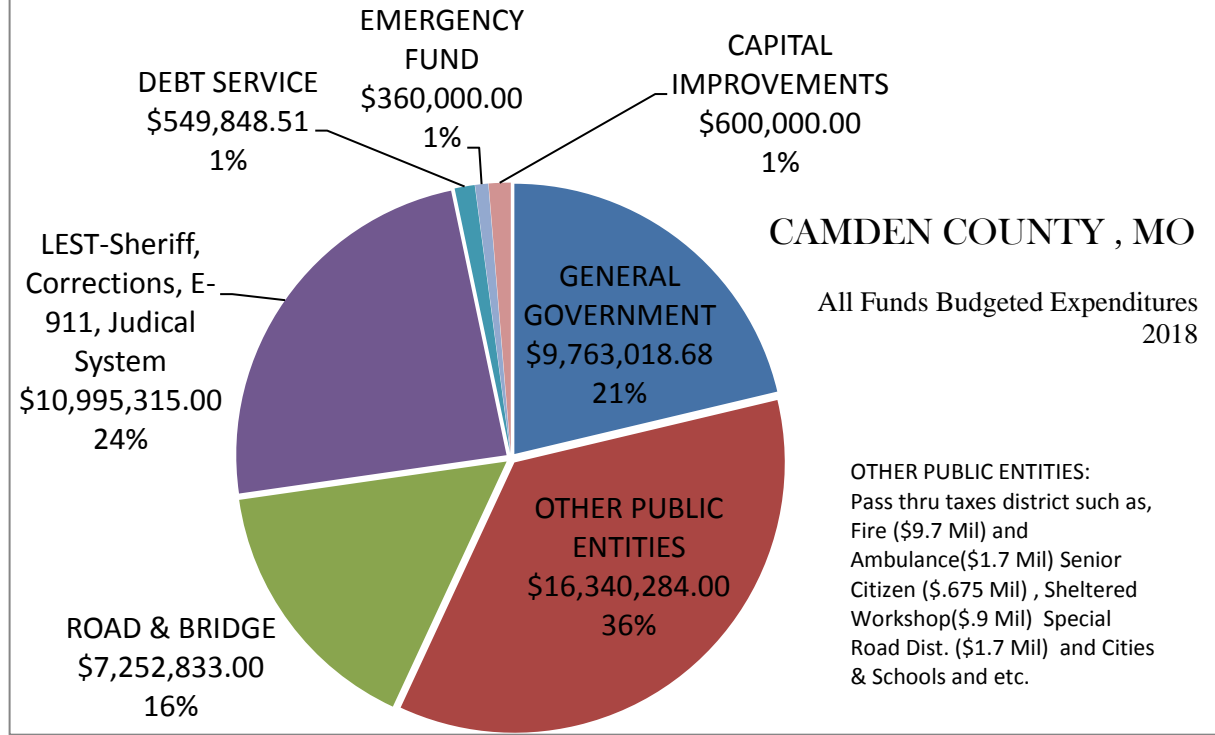
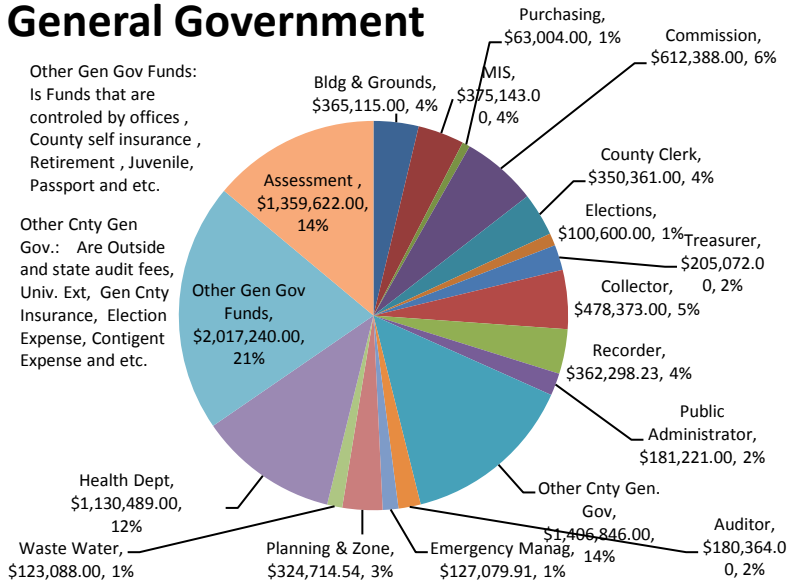


# Where The MONEY Goes

## General Government

Other Gen Gov Funds: Is Funds that are controlled by offices , County self insurance , Retirement , Juvenile, Passport and etc.

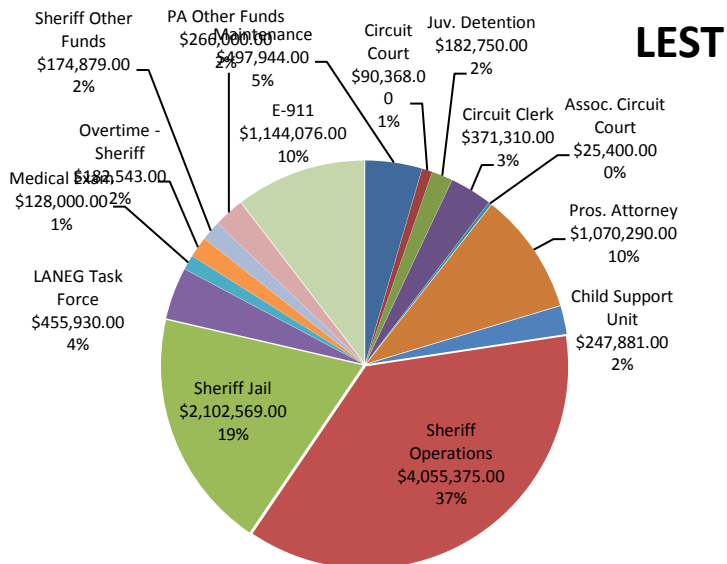
Other Cnty Gen Gov.: Are Outside and state audit fees, Univ. Ext, Gen Cnty Insurance, Election Expense, Contigent Expense and etc.



## CAMDEN COUNTY , MO

All Funds Budgeted Expenditures 2018

OTHER PUBLIC ENTITIES: Pass thru taxes district such as, Fire (\$9.7 Mil) and Ambulance(\$1.7 Mil) Senior Citizen (\$.675 Mil) , Sheltered Workshop(\$.9 Mil) Special Road Dist. (\$1.7 Mil) and Cities & Schools and etc.



**LEST** The County provides partial funding for the Prosecuting Attorney, Sheriff and Corrections along with E-911, Public Administrator the 26<sup>th</sup> Judicial Circuit Court and Juvenile Detention Center and various alternative sentencing programs. The County provides a medical examiner services through a contract with an outside service.

**Road & Bridge** The county maintains 900 miles of roadway infrastructure consisting of paved and unpaved roads including concrete, asphalt and gravel surfaces types along with a variety of bridges and other drainage structures. Routine and preventive maintenance includes gravel applications, asphalt and concrete patching/sealing and asphalt and concrete preservation and rehabilitations, ditching, vegetation control and bridge maintenance repair. Routine traffic services include street signs, regulatory signing and snow and ice control.

**General Government** The County provides various services including: record preservation (real estate transactions and marriage licenses); parcel mapping; assessment of real estate and personal property for taxing purposes; property tax collection, distribution, and reporting for all taxing entities with the County; voter registration and elections; information technology support; human resources; planning and zoning; waste water; purchasing; County public Health Department; GIS; accounting and financial reporting; budgeting and treasury and investment management.

EXPENDITURES	2018
GENERAL GOVERNMENT	\$9,763,018.68
OTHER PUBLIC ENTITIES	\$16,340,284.00
ROAD & BRIDGE	\$7,252,833.00
LAW ENFORCEMENT/JUDICIAL(LEST)	\$10,995,315.00
DEBT SERVICE	\$549,848.51
EMERGENCY FUND	\$360,000.00
CAPITAL IMPROVEMENTS	\$600,000.00
<b>TOTAL EXPENDITURES</b>	<b>\$45,861,299.19</b>

